



CRIP
COMMONRAILPUMP.COM



COMMON RAIL PUMP

0445010596 Common Rail Pump **CP4S1 Series** Technical File

SKU:Z1Y30445010596/Z1L30445010596

SKU:Z1W20445010596/Y1L30445010596

0445010596 Common Rail Pump CP4S1 Series Technical File**Content**

1. 0445010596 Common Rail Pump Introduction	2
1.1. 0445010596 Common Rail Pump Basic Information	2
1.2. 0445010596 Common Rail Pump Common Part Number	2
1.3. 0445010596 Common Rail Pump Parameter	2
1.4. 0445010596 Common Rail Pump Specifications And Dimensions	2
1.5. 0445010596 Common Rail Pump Quality Control	3
1.6. 0445010596 Common Rail Pump Customized Service	3
1.7. 0445010596 Common Rail Pump Packing List and Package Size	3
1.8. 0445010596 Common Rail Pump Testing Standard and Certificate	5
1.9. 0445010596 Common Rail Pump Warranty Instructions	5
1.10. 0445010596 Common Rail Pump Manufacturer	7
2. 0445010596 Common Rail Pump Technical Support	7
2.1. 0445010596 Common Rail Pump Coding Position	7
2.2. 0445010596 Common Rail Pump Installation	7
2.3. 0445010596 Common Rail Pump Not Working Normally	8
2.4. 0445010596 Common Rail Pump Causes of Being Damaged	8
2.5. 0445010596 Common Rail Pump Technical Support Obtaining Methods	9
3. 0445010596 Common Rail Pump Purchase and Delivery	9
3.1. 0445010596 Common Rail Pump Purchase Payment Term	9
3.2. 0445010596 Common Rail Pump Main Sales Markets	9
3.3. 0445010596 Common Rail Pump Declaration Requirements	9
3.4. 0445010596 Common Rail Pump Shipping Ways	9
3.5. 0445010596 Common Rail Pump Lead Time	9
3.6. 0445010596 Common Rail Pump Logistics Time for Destination Out of China's Areas	9
3.7. 0445010596 Common Rail Pump Packing	10
4. 0445010596 Common Rail Pump Storage Standard	11
5. Company Information	12
5.1. Company Introduction	12
5.2. Contact Information	12
6. Copyright Statement	13

0445010596 Common Rail Pump CP4S1 Series Technical File**1. 0445010596 Common Rail Pump Introduction****1.1. 0445010596 Common Rail Pump Basic Information**

Title	0445010596 Common Rail Pump CP4S1 Series	Quality
SKU1	Y1L30445010596	Original New
SKU2	Z1Y30445010596	Re-manufactured
SKU3	Z1W20445010596	
SKU4	Z1L30445010596	

1.2. 0445010596 Common Rail Pump Common Part Number**(1) Common Rail Pump Exchange Information**

Common Rail Pump Number	Universal Number	Applicable Models	OE Number	OE Number
0445010596	0 445 010 595	HYUNDAI/ KIA MOTORS SLOVAKIA	33100 2A600	/
	0 986 437 447			

(2) Common Rail Pump Application Information

Brand	Model	Engine number	Production date	Power KW	Horsepower	Displacement	Cylinders	Power supply
HYUNDAI	Accent blue 1.6 CRDi	D4FB	01/2011 -	94	128	1.6	4	12
KIA	Carens 1.7 CRDi	D4FD	01/2013 -	85	116	1.7	4	12

(3) Common Rail Pump Common Writing

0445010596, 0 445 010 596, 0445 010 596, 0445010 596, 0 445 010596, 0 445010596, 0445010595, 0 445 010 595, 0445 010 595, 0445010 595, 0 445 010595, 0 445010595, 0986437447, 0 986 437 447, 0986 437 447, 0986437 447, 0 986 437447, 0 986437447, 33100 2A600

1.3. 0445010596 Common Rail Pump Parameter

Adaptation System: Common Rail System

Common Rail Pump Series: CR/CP4S1/R57/20-S

Common Rail Pump Type: High Pressure Pump, CR System

Common Rail Pump pressure: 1,800.0 bar

1.4. 0445010596 Common Rail Pump Specifications And Dimensions

Common Rail Pump Size: 28cm* 26 cm *23 cm

Common Rail Pump Net Weight: 3.8kg

Common Rail Pump Gross Weight: 4.0kg

Common Rail Pump Quality: Original New/Re-manufactured

Common Rail Pump Package Size: 30 cm*28 cm *25 cm

Common Rail Pump Type: High Pressure Pump Common Rail Pump

Common Rail Pump MOQ: 1 Pieces

1.5. 0445010596 Common Rail Pump Quality Control

(1) Common Rail Pump Testing

All common rail pump parts are tested for electrical characteristics, accuracy, high temperature, low temperature, pressure resistance, leakage, durability, and various working conditions.

(2) Common Rail Pump Assembling




In addition, the common rail pump production and installation process quality control, our company strictly follows the standard product installation data and product installation steps for installation, such as common rail pump stroke test, common rail pump solenoid valve tightening torque.

(3) Common Rail Pump Inspection

The common rail pump factory inspection is tested three times: full inspection, random inspection, and batch inspection. The common rail pump factory inspection will use different brands of test benches to test the same common rail pump for a total of no less than three times. The common rail pump installation and testing environment is completed in a dust-free workshop.

1.6. 0445010596 Common Rail Pump Customized Service

(1) **Common Rail Pump Customized Service Coverage:** Meet the customized needs of OEM manufacturers for shell lettering, logo engraving, common rail pump internal packaging, common rail pump external packaging and labels customized, etc.

		
Common Rail Pump Shell Engraving	Common Rail Pump Packaging	White Label

(2) Common Rail Pump Customized Service Requirements:

The sales of customized common rail pump products shall not be less than **10 units**.

The packaging of customized common rail pumps shall not be less than **1000 pieces**.




Customized products involve the need of specify logo, the OEM manufacturer needs to provide trademark authorization and the sample of logo image file.

⚠ **Once the customized common rail pump is sold, it cannot be returned or exchanged if there are no quality problems.**

1.7. 0445010596 Common Rail Pump Packing List and Package Size

(1) Common Rail Pump Spare Parts List

No.	1	2	3
Image			
Name	Common Rail Pump	Blue Anti-rust Bag	Inner lining

	Assembly		
Description	Common Rail Pump Assembly Number: 0445010596	Prevent Common Rail Pump From Rusting	Prevent Common Rail Pump From Being Damaged By External Force
No.	4	5	6
Image			
Name	Common Rail Pump Packaging Box	White label	Common Rail Pump Protective Cover
Description	Place the Common Rail Pump and Pump Accessories	Product Model	Protect the Common Rail Pump Hole From Contamination and Blockage

⚠ Minors are prohibited from using the common rail pump assembly, O-rings, fuel inlet protective cover, common rail pump housing cover, fuel return cover, VCI anti-rust bag, and bubble bag to avoid personal injury.

⚠ O-rings and repair kits are disposable installation accessories and need to be replaced for reinstallation.

⚠ Fuel inlet protective cover, common rail pump housing cover, and fuel return cover are recyclable accessories and can be recycled.

⚠ VCI anti-rust bag and bubble bag are non-degradable materials. Please dispose of them properly after use.

⚠ The common rail pump and installation parts guide tube should be treated with appropriate sealing fuel during installation.

(2) Common Rail Pump Box Size



No.	Name	Common Rail Pump Packing Size (cm)
1	Common Rail Pump Box	32*23*28

1.8. 0445010596 Common Rail Pump Testing Standard and Certificate

We can provide the factory quality inspection test report of each common rail pump to ensure that each common rail pump delivered meets the engine performance indicators.

BOTEN		测试报告		4.05.2019 10:42:09																																									
申请企业: _____ 申请: _____ 地址: _____ 传真: _____ 检测人: _____ 客户姓名: _____ 电话: _____ 送检单位: _____ 传真: _____ 客户姓名: _____ 检测地址: _____ 检测名称: 检测器 型号-零件号: _____ 检测商: _____																																													
检测结果																																													
送检编号: C00000-0511 <table border="1"> <thead> <tr> <th>检测项目</th> <th>检测结果</th> <th>标准值</th> <th>检测结果</th> <th>检测结果</th> </tr> </thead> <tbody> <tr> <td>LEAK TEST:</td> <td>NR</td> <td>---</td> <td>CS</td> <td>NR</td> </tr> <tr> <td>Back:</td> <td>NR</td> <td>---</td> <td>TS</td> <td>NR</td> </tr> <tr> <td>WAFER:</td> <td>NR</td> <td>10.5±1.5</td> <td>CS</td> <td>NR</td> </tr> <tr> <td>Max:</td> <td>2015</td> <td>218.5±14.4</td> <td>CS</td> <td>NR</td> </tr> <tr> <td>TL:</td> <td>204</td> <td>204±8.5</td> <td>CS</td> <td>NR</td> </tr> <tr> <td>EL:</td> <td>14.1</td> <td>15.5±4.8</td> <td>CS</td> <td>NR</td> </tr> <tr> <td>VE:</td> <td>0.7</td> <td>4.5±1.0</td> <td>CS</td> <td>NR</td> </tr> </tbody> </table>						检测项目	检测结果	标准值	检测结果	检测结果	LEAK TEST:	NR	---	CS	NR	Back:	NR	---	TS	NR	WAFER:	NR	10.5±1.5	CS	NR	Max:	2015	218.5±14.4	CS	NR	TL:	204	204±8.5	CS	NR	EL:	14.1	15.5±4.8	CS	NR	VE:	0.7	4.5±1.0	CS	NR
检测项目	检测结果	标准值	检测结果	检测结果																																									
LEAK TEST:	NR	---	CS	NR																																									
Back:	NR	---	TS	NR																																									
WAFER:	NR	10.5±1.5	CS	NR																																									
Max:	2015	218.5±14.4	CS	NR																																									
TL:	204	204±8.5	CS	NR																																									
EL:	14.1	15.5±4.8	CS	NR																																									
VE:	0.7	4.5±1.0	CS	NR																																									
检测日期: 4.05.2019 检测人: 检测人 检测商: 检测商																																													

1.9. 0445010596 Common Rail Pump Warranty Instructions

(1) Product Warranty Conditions and Instructions

It is necessary to provide pictures, videos, or test reports detected by the common rail pump inspection equipment when the common rail pump is abnormal during use as evidence to feed back to the salesman.

Abnormal conditions are properly explained such as: 1.Smoke, 2. Engine shake, 3. Difficulty starting the engine, 4. Engine noise, 5. Fuel leakage etc.

(2) Common Rail Pump Warranty Coverage

Within 15 days after customer receives the 0445010596 common rail pump, if there is a performance failure and the product has no appearance damage, customer can choose to replace it or repair it;

If the 0445010596 common rail pump has performance problems during the warranty period (6-12 months), and it is confirmed that it is product's problems after testing, you can contact our salesmen to replace the same model or a reworked product with the same performance for free;

If the common rail pump house has obvious scratches, it can only be repaired and it will be returned as it is if the product is confirmed to be fault-free.

⚠ Tips: For products not covered by warranty, our company can provide paid maintenance services. For products after paid repaired, the same performance problem will have a free warranty period within 3 months from the date of repairing.

(3) Common Rail Pump Out of Warranty Coverage

- ① The warranty period has expired and is not covered by the warranty.
- ② Common rail pump failure caused by high temperature, high pressure, humidity, rain and snow, saline-alkali land, earthquake, and abnormal environment.
- ③ The customer privately disassembles or repairs the common rail pump, causing the common rail pump to be damaged.
- ④ Common rail pump damage caused by human factors (throwing, strong magnetic field magnetization, arson).
- ⑤ Common rail pump failure or common rail pump damage caused by non-common rail pump design, technology, manufacturing, quality and other issues.
- ⑥ Common rail pump failure caused by system pressure exceeding the approved system pressure.
- ⑦ Common rail pump failure caused by system voltage exceeding the approved voltage.
- ⑧ Impurities (water, lead, aluminum powder, iron powder, sulfide) in the system fuel exceed the standard requirements and cause common rail pump failure.
- ⑨ Common rail pump failure caused by not installing according to the tightening torque specified in the vehicle engine maintenance manual (tightening torque is too large or too small).
- ⑩ Common rail pump failure caused by failure to follow the installation angle specified in the vehicle engine maintenance manual.
- 11 Common rail pump failure caused by failure to comply with the cleaning requirements specified in the vehicle engine maintenance manual.
- 12 Common rail pump failure caused by failure to replace wearing parts in accordance with the requirements specified in the vehicle engine maintenance manual.
- 13 Common rail pump failure is caused by not following the intake system clearance and exhaust system clearance requirements specified in the vehicle engine maintenance manual.
- 14 Common rail pump failure is caused by not replacing the wearing parts of the fuel intake system and the clearance between the fuel intake system pipeline and the common rail pump connection specified

in the vehicle engine maintenance manual.

1.10. 0445010596 Common Rail Pump Manufacturer

Common Rail Pump Manufacturer: Shenzhen Shumatt Technology Co., Ltd

2. 0445010596 Common Rail Pump Technical Support

2.1. 0445010596 Common Rail Pump Coding Position

(1) Example: The common rail pump code is as follows:

Serial number	Name
A	Nameplate, logo, code



2.2. 0445010596 Common Rail Pump Installation

(1) 0445010596 Common Rail Pump Installation Precautions:

- ① The replacement of the common rail pump must strictly follow the electrical system, the approved pressure of the low-pressure fuel intake system, the approved pressure of the high-pressure fuel circuit system, and fuel system replacement consumables requirements (including the low-pressure fuel circuit system filter and the high-pressure fuel circuit) specified in the vehicle engine maintenance manual.
- ② Replacement of wearing parts of the fuel system, cleaning requirements for the connection between the fuel system and the common rail pump, the fitting clearance of the common rail pump connection, the installation angle and tightening torque of the common rail pump, the fitting clearance of the intake system,

and the fitting clearance of the exhaust system to ensure the service life of the engine and the normal operation of the common rail pump.

- ③ When installing the common rail pump on the engine, it is necessary to clean the engine cylinder block, cylinder head and other parts connected to the common rail pump and ensure that they are clean and free of dust, carbon deposits, water, rust spots, etc.
- ④ Failure to replace the new sealing ring gasket may lead to: common rail pump deformation, fuel leakage, air leakage, serious damage to the common rail pump, causing the common rail pump to break and cause engine damage.
- ⑤ When installing the common rail pump on the engine, please carefully check that the parts related to the installation of the common rail pump, such as the common rail pump pressure plate, screws, push rods and other accessories are not deformed, and strictly follow the operating procedures in the engine maintenance manual for installation.
- ⑥ It is forbidden to expose the common rail pump for a long time in an environment with severe dust pollution and corrosion to iron products.
- ⑦ It is forbidden to expose the common rail pump for a long time in a strong magnetic field environment.

2.3. 0445010596 Common Rail Pump Not Working Normally

- (1) There is air in the fuel circuit of the engine fuel system.
- (2) The vehicle common rail pump supply system is abnormal.
- (3) The engine common rail system is leaking or the pressure limiting valve is damaged.
- (4) The wiring harness connecting the vehicle to the common rail pump is short-circuited, disconnected, or has poor contact.
- (5) The anti-rust fuel of the common rail pump solidifies after being left for a long time, causing the internal components to become stuck or the fuel holes to become clogged.

⚠ Before installing, carefully check whether other components in the common rail system except the common rail pump are damaged to prevent the common rail pump from not working properly after being replaced.

2.4. 0445010596 Common Rail Pump Causes of Being Damaged

- (1) Didn't operate properly according to engine maintenance manual during disassembly or installation, resulting in damage to the common rail pump.
- (2) The fuel used for the vehicle does not meet the standard cause damage to the common rail pump, such as: the water content in the fuel exceeds the standard, iron powder, aluminum powder, sulfide impurities exceed the standard, etc.
- (3) The engine is not regularly maintained according to the engine maintenance manual (please refer to the vehicle maintenance manual for the maintenance mileage). For example, failure to replace the lubricating fuel of the engine system for a long time will cause abnormal wear of the engine, excessive exhaust gas volume or a large amount of carbon deposits inside the engine. The filter is not replaced during maintenance or the replaced filter cannot reach the original filter standard. all above reasons can cause damage to the common rail pump.
- (4) The abrasion of the common rail pump produces iron powder and aluminum powder enter the common rail pump and cause damage to the common rail pump.
- (5) The deformation and abrasion of fuel tank result in iron powder or aluminum powder entering the common rail pump and causing damage to the common rail pump.

- (6) The common rail pump is damaged due to replacement or adjustment of the relevant parts of the common rail pump. For example, the valve clearance does not meet the standard after the engine is repaired, the replacement or modification of the wiring harness connected to the common rail pump fails to meet the original standard.
- (7) The engine is overheated and overloaded for a long-time working result in damage to the common rail pump.
- (8) The common rail pump will be damaged naturally at the end of its working life.
- (9) The common rail pump is magnetized (common rail pump parts' magnetic exceeded) causing the common rail pump to not work properly.

⚠ Before replacing the common rail pump, please check the engine parts carefully according to the engine maintenance manual to avoid the common rail pump being damaged again after replacement.

2.5. 0445010596 Common Rail Pump Technical Support Obtaining Methods

- (1) Common Rail Pump Technical File: <https://www.commonrailpump.com/download/>
- (2) Common Rail Pump Videos: <https://www.commonrailpump.com/videos/>
- (3) Common Rail Pump Encyclopedia: <https://www.commonrailpump.com/category/news/encyclopedia/>

3. 0445010596 Common Rail Pump Purchase and Delivery

3.1. 0445010596 Common Rail Pump Purchase Payment Term

Payment Terms: T/T, PayPal, Alipay, WeChat

⚠ Please contact our salesmen for specific payment information.

3.2. 0445010596 Common Rail Pump Main Sales Markets

Common Rail Pump Main Sales Markets: Asia, Europe, North America, South America, Africa etc.

3.3. 0445010596 Common Rail Pump Declaration Requirements

We can assist customers to provide the following documents for import customs clearance: contract, invoice, packing list, bill of lading, insurance policy, certificate of origin, etc.

3.4. 0445010596 Common Rail Pump Shipping Ways

Destination in China Areas: SF Express, Debon Express, the corresponding logistics company can be provided according to customer requirements in special cases.

Destinations Out of China's Areas: DHL, UPS, FedEx, TNT air, ocean or other shipping methods required by customers.

3.5. 0445010596 Common Rail Pump Lead Time

Lead Time: Send out within 3 – 7 working days after receiving payment (Except for special products and special cases) .

3.6. 0445010596 Common Rail Pump Logistics Time for Destination Out of China's Areas

DHL Logistics Time:

Country or Region of Departure	Hong Kong, China	Other Countries or Regions of Asia	Australia and New Zealand	Europe	America	Other Countries
China's Mainland	7 Days	7 Days	8 Days	8 Days	8-12 Days	7-10 Days

UPS Logistics Time: Country or Region of Departure: China's Mainland

Country of Destination	Estimated Arrival Time	Country of Destination	Estimated Arrival Time	Country of Destination	Estimated Arrival Time
Japan	3 Days	UK	5-7Days	Egypt	5-7 Days
Turkey	5-7 Days	Singapore	3 Days	Switzerland	5-7 Days
Bahrain	5-7 Days	Latvia	7-10 Days	New Zealand	7-10 Days
Sri Lanka	5-7 Days	Thailand	3 Days	Austria	5-7 Days
Romania	5-7 Days	Vietnam	3-5 Days	Estonia	5-7 Days
Malaysia	3-5 Days	Israel	5-7 Days	Mexico	7-10 Days
France	5-7 Days	America	5-7 Days	United Arab Emirates	5-7 Days
Italy	5-7 Days	Netherlands	5-7 Days	Bengal	7-10 Days
Lebanon	5-7 Days	Philippine	3-5 Days	Greece	7-10 Days
South Korea	3 Days	Spain	5-7 Days	Myanmar	5-7 Days
Canada	5-7 Days	Germany	5-7 Days	Saudi Arabia	7-10 Days
Portugal	5-7 Days	Australia	5-7 Days	South Africa	7-10 Days
Denmark	5-7 Days	Belgium	5-7 Days	Ukraine	7-10 Days
India	7-10 Days	Qatar	7-10 Days	Poland	5-7 Days
Indonesia	3-5 Days	Morocco	7-10 Days	Pakistan	7-10 Days
Kuwait	7-10 Days	/	/	/	/

⚠ The logistics time is for reference only and is subject to the actual arrival.

3.7. 0445010596 Common Rail Pump Packing

Domestic Express Packaging: Usually wrapped in waterproof scotch tape, such as picture No. 1.

International Express Packaging: Wrapped with waterproof yellow tape After wrapping the black protective film, such as picture No. 2.

Pallet Shipping: Use fumigation free and recycling trays that meet export requirements, and use white wrapping protective film to wrap and bind with cable ties for the outside, such as picture No. 3, also, the products can be packaged according to customers' requirements.

⚠ The packing tray is made of plastic and can be recycled.

⚠ Transparent tape, yellow tape, black wrapping protective film, white wrapping protective film are non-degradable materials, please dispose of them properly.


⚠ Minors are prohibited from using transparent tape, yellow tape, black wrapping protective film, and white wrapping protective film to avoid personal injury.



Pic No. 1

Domestic express packaging:

Wrapped with Transparent tape



Pic No. 2

International express packaging:

Wrapped with yellow tape after wrapping black protective film



Pic No. 3

Pallet shipment: Use pallets that meet export requirements and wrap with white plastic wrap and tie.

4. 0445010596 Common Rail Pump Storage Standard

(1) Choose a Suitable Storage Place

The warehouse and cargo yard where the common rail pump is stored should be kept clean and dry, and away from the factory buildings that generate harmful gases and dust; do not mix with acids, alkali, salt, and other substances; the storage place should have a good drainage system; the cargo yard should be flattened with gravel or furnace ash etc. to enhance the water permeability of the surface layer to keep the reservoir area dry.

(2) Strict Requirements of Warehousing

Strict inspections should be carried out when the common rail pumps are put into storage, the surface cleaning work should be done well to remove water traces, fuel stains, ashes, and other dirt, remove the rust and do anti-rust treatment in time. Packaged common rail pumps must be protected from damage.

(3) Keep The Warehouse Dry And Preventing Moisture

The relative humidity is usually below 70% for the common rail pumps placed in the room, and the corrosion of the common rail pumps is significantly reduced.

Common rail pumps must be stored in the warehouse, and they are forbidden to store in the same warehouse with commodities with high water content.

(4) Stack Properly

After the common rail pump is exposed to rain, the corrosion rate will increase significantly. The purpose of sealing is to isolate the common rail pump from rainwater and humid air, so the warehouse window should be checked in time to avoid rainwater entering the warehouse.


If the common rail pump package is damaged, it should be repaired or replaced; when the package is damp, the packaging material should be dried; if the original anti-corrosion and fuel applied at the factory is found to be damaged or dried up, it should be cleaned and re-applied fuel in time.


5. Company Information





5.1. Company Introduction

 **Mob Phone/WeChat:** +86-13410541523


 **HK Telephone:** +852-67653519

 **Telephone:** +86-755-23215133

 **Shenzhen Office:** 11-12, Floor 14, Building 13, Qinchengda Building, Exit A, Honglang North Subway Station, Bao'an District, Shenzhen, China's Mainland

 **Shenzhen Office:** Exit C, Qiao Touxu Metro Station, NO. 66 Chongqing Road, Fuhai Avenue, Bao'an District, Shenzhen, China Mainland

 **Hong Kong Office:** Jianfa Street Industrial Zone, Tuen Mun, New Territories, Hong Kong, China

 **After-sales Service Address:** Please contact our salesmen to obtain and provide the corresponding product maintenance reasons (Reference: [1.9. 0445010596 Common Rail Pump Warranty Instructions](#))

5.2. Contact Information

Name	WeChat/ WhatsApp
Ruby	+86-13410541523

6. Copyright Statement

The materials available on "*0445010596 Common Rail Pump CP4S1 Series Technical File*", including but not limited to text, graphics, images, logos, and other materials, are secured by copyright under the Copyright Law of the People's Republic of China as well as international copyright laws, and are the property of www.commonrailpump.com. This site grants you the permission to view and download a single copy of these materials exclusively for your personal, non-commercial use, on the condition that you adhere to and accept the terms outlined in this copyright notice.

Without the express written consent, it is prohibited to "mirror" any of the materials from this website on another server, or to reproduce, distribute, modify, publish, or use the content for any public or commercial endeavors. Violators will be subject to legal action by www.commonrailpump.com.